

SENEBOGEN

TIMBER PICK & CARRY MACHINE

WITH UP TO 9 m
STACKING HEIGHT

726 G



129 kW



31 t



9 m



MAX CAB

SENcon

Stage V



726 G

The Smart Timber Handler

The 726 G Pick & Carry material handler is the ideal solution for efficient log handling in medium-sized sawmills. As part of the SENNEBOGEN G-Series, the 726 G combines an intelligent control system with a well-thought-out machine concept that ensures maximum efficiency and the highest safety standards.

A long-term investment

With its robust components and smart design, the G-Series is built for lasting value – even in the toughest long-term applications.

Proven Pick & Carry concept

The rear boom pivot ensures optimal weight distribution, allowing for a smaller counterweight and a minimal swing radius. At the same time, the operator benefits from excellent all-round visibility.

Maximum comfort

The Maxcab stands for modern technology and smart functionality: A large display enables intuitive operation, while the ergonomic design ensures maximum comfort and optimal working conditions.

Maintenance and service

Smart fleet management and machine condition monitoring via telemetry through the SENtrack portal – combined with unmatched accessibility to machine components.

THE CONCEPT.

Proven in the E-Series, our Pick & Carry concept enhances safety on the log yard. The 726 G impresses with its high maneuverability, allowing for optimal use of available space.



EFFECTIVE DESIGN

The center of gravity of the material handler is positioned close to the swing center. The boom pivot is mounted behind the machine's center, ensuring ideal weight distribution, with a small counterweight being sufficient for balance.

CLEAR VIEW

The rear-mounted boom arm provides the operator with an unobstructed view in all directions. The rigid cabin elevation ensures optimal visibility from the cab, even when working with high piles.

STABILITY

Even on challenging terrain, inclines, or difficult ground, the 726 G moves securely thanks to its eight-wheel drive. Optional stabilizing plates at the front and rear provide additional stability when handling heavy loads.

ROBUSTNESS

The 726 G is equipped with a robust mobile undercarriage, strong special axles, and all-wheel drive. The perfect setup for Pick & Carry applications, including a hydraulically braked trailer.

AN INVESTMENT THAT PAYS OFF.

The longevity and reliability of the SENNEBOGEN Green Line are based on decades of experience in designing high-quality crane and material handling technology. Thanks to robust construction and the latest technological standards, our timber handling machines set new benchmarks in product life cycles.



State-of-the-art engines, drive and exhaust gas aftertreatment systems



Manageable and service-friendly technology for maximum machine availability



Consistent performance thanks to robust steel construction, and high-quality drive and control components from renowned manufacturers




Maximum efficiency thanks to powerful pumps, large-scale hydraulic valves and pipes



Sophisticated technology thanks to the consistent further development up to the 6th G series generation - for demanding material handling



Durable and robust in extreme weather and harsh operating conditions, works equally well in the cold of the Arctic Circle or in extreme heat



Advanced. The **G** series.


SENcon

LONG SERVICE LIFE, HIGH VALUE RETENTION

- Reliable and powerful thanks to its robust construction and high-quality components
- Temperature-controlled cooling system, designed and tested for heavy-duty applications and high ambient temperatures

SOPHISTICATED, STATE-OF-THE-ART TECHNOLOGY

- Consistent design for demanding material handling
- Increased efficiency thanks to multi-circuit hydraulics, optimized hose and pipe routing

ENVIRONMENTALLY FRIENDLY DRIVE TECHNOLOGY

- State-of-the-art engine, drive and emission systems in line with the latest technology (stage V)
- Refueling with alternative fuel HVO possible

SIMPLE TO MAINTAIN AND SERVICE

- Fewer service operations on site thanks to SENcon remote diagnostics
- Ideal accessibility to all clearly labeled components for easy maintenance

SAFETY FIRST.

Safe through the workday with numerous safety features, specifically developed for the demanding wood handling industry. Protecting people, the environment, and the machine.

Component safety

maximum service life thanks to the robust steel construction produced in our very own subsidiary

Extended warranty

from 10.000 operating hours or three years on steel components

Safe & ergonomic

optimal cab and machine component accessibility via steps and railings on the uppercarriage

Pipe fracture safety in series production

Load holding valve for optimum work safety

Full protection grid

Additional safety with a robust full protection grid, specifically designed for timber handling operations.

Clear view from the cab

Rear-hinged boom provides clear cab view on both sides

Powerful LED spotlights

for optimal illumination of the work area


Optimal camera monitoring

of all safety-relevant areas*

Daily maintenance

and refueling possible from the ground

MAXIMUM COMFORT.



Everything in view

The new Maxcab sets standards in terms of overview and functionality. Thanks to the generous panoramic view, you always have a perfect overview of your work area. Supported by modern safety cameras and an advanced monitor system, you can keep a comfortable and safe eye on the danger zone.

Pleasant indoor climate

The Maxcab's modern automatic climate control ensures an optimally tempered working environment in any kind of weather. No matter if it's scorching heat or freezing temperatures - approach your tasks every day with composure and focus.

New, modern interior

The Maxcab impresses with a completely revised interior design that meets the highest standards of ergonomics and comfort. High-quality materials and a well thought-out interior design create a pleasant working environment, while the continuous large windows ensure a generous feeling of space.

Intuitive operation


The heart of the new Maxcab is the 10-inch touch display, which gives you quick access to all important functions. In addition, buttons and switches for the most important settings ensure intuitive and efficient operation. The battery is automatically disconnected from electrical consumers when the machine is switched off.

Individual operator profiles

The Maxcab enables personalized settings for every operator. Simply get in, load the saved profile - and get going straight away.

Easy control

The intelligent SENcon control system gives you quick and easy feedback on the machine's condition. Thanks to the intuitive user interface, it has never been easier to monitor energy consumption and utilization, control the desired working modes and contribute towards reducing operating costs.



G SERIES
STANDARD
EQUIPMENT

PROFESSIONAL FLEET MANAGEMENT

SENtrack
TELEMATIC SYSTEM

1. Reduce service costs

The dashboard is used to monitor the machine and its main operating parameters (temperatures, consumption). If key figures deviate significantly from the target value, the user is informed immediately.

2. Reduce consumption

You will receive daily updated insights into your fleet processes: Easily identify and optimize times when machines are idle or change set parameters when machines are underloaded to reduce consumption.

„What if you could receive real-time data from all your machines with just one click and so increase your productivity? SENNEBOGEN's SENtrack telematic system makes this possible. With the G series, you get the benefits of the monitoring tool as standard!”

3. Improve productivity

With just a few clicks, you can identify and optimize machine capacity, analyze routes if required and thus make your port processes more profitable.

4. Safeguard your investment

Practical alarm messages inform you about critical machine conditions. In the event of irregular movements, the machine can also easily be deactivated remotely.



MAINTENANCE AND SERVICE.

KEEP IT SIMPLE. WITH MANAGEABLE TECHNOLOGY.



Reliable and practical technology makes life easier. We rely on hydraulics, electrics and electronics where they are most useful.



We make you happy, not reliant. With cost-effective components and fewer process steps, you can take care of the machine on your own.



The central electrical distributors and electronic modules facilitate maintenance, service and, if necessary troubleshooting.



The SENNEBOGEN Troubleshooter is a guided troubleshooting tool for the fastest possible solution in the case of service.



All maintenance and service points are clearly arranged and easily accessible. The clear labeling of components makes finding your way around easy.

SENcon The machine control of the future.

The modern SENcon control system offers comprehensive comfort for operators, fleet managers and service personnel.

Assistance systems increase work safety, make work processes more efficient and remote diagnostics quick and easy. Through the analysis of machine data, you can optimize the operation and reduce the CO₂ footprint of the machine.

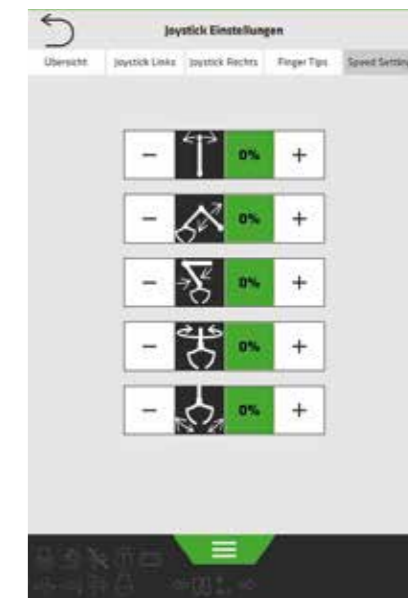

1. Driver comfort of tomorrow thanks to modern assistance systems

- Quickly setup & access to comprehensive driver profiles
- Integrated safety systems (e.g. work area limitation)
- Safe machine movements thanks to semi-autonomous movements
- Preparation for remote control and fully automated operation movements



2. Effective remote service reduces costs and saves time


- Extract and analyze machine data from any location
- State-of-the-art diagnostic tool for effective remote diagnostics
- Guarantee of the best possible machine availability and operating safety



Quick access to all important functions via the large 10-inch touch display

3. Always up to date: Software updates over-the-air (SOTA)

- Efficient installation of new functions of the machine control system remotely without physical intervention in the machine
- Continuous work with the latest technology
- The machine remains maximally available and flexible in use



4. Intelligent analysis of machine data

- In combination with the telematic system SENtrack the machine data from SENcon becomes valuable information about work processes and the condition of the machine
- Integrated functions such as the excavator scales ensure view of the current achieved handling performance
- Optimization of machines in use: simple and effective

TECHNICAL DATA, EQUIPMENT

MACHINE TYPE	
MODEL (TYPE)	726 G
DIESEL ENGINE	
TYPE	Stage V Cummins B 4.5 Rated Power: 129kW/2200 min ⁻¹ Operating Point Standard: 129kW/2200 min ⁻¹ Operating Point ECO: 129kW/2000 min ⁻¹ Automatic idle/stop
COOLING	water-cooled, radiator fan with automatic rotation direction switching in the interval
DISPLACE- MENT	4,5 l
NUMBER OF CYLINDERS	4
BATTERIES	2 x 110 Ah, Battery disconnect switch
ELECTRICAL SYSTEM	24 V
FUEL FILTER	Including electric (24 V) heated water separator
AIR FILTER	Dry filter with integrated pre-separator, automatic dust discharge, contamination indicator
OPTIONS	Electric fuel pump
	Jump start pole
	Fire extinguishing system
	Low temperature package
	Cyclone pre-separator for use with high-dust loads

TANK CAPACITIES	
FUEL	300 l
AD BLUE	34,5 l
HYDRAULIC TANK	240 l
COOLANT	ca. 30 l
ENGINE OIL	ca. 18 l
CENTRAL LUBRICATION SYSTEM	Automatic central lubrication for equipment and slewing ring, display of fault and empty message via SENcon

UPPERCARRIAGE	
DESIGN	Torsion-resistant box design with optimized kinematics for pick & carry operation, precision crafted, steel bushings for boom mounting, engine installed in the longitudinal direction
COOLING SYSTEM	Cooling system with 3 cooling circuits and demand-based fan control, consisting of charge air cooling, coolant cooling and hydraulic oil cooling, hydraulically driven, thermostatically controlled incl. fan reversal
SAFETY	Surrounding uppercarriage railing, removable for 1100 mm transport height
OPTIONS	LED lighting package
	Slew brake via foot pedal
	Fire extinguisher
	Electrical hydraulic tank preheating
	LED strobe lights integrated into the rear side covers
	LED strobe lights and warning horns
	Compressor for cleaning the machine
	Bumper guard above the rear counterweight

TECHNICAL DATA, EQUIPMENT

HYDRAULIC SYSTEM	
Load Sensing / LDUV hydraulic system, multi-circuit hydraulics, Mehrkreishydraulik, electro-hydraulic controlled working functions	
DELIVERY RATE	Working hydraulics: max. 405 l / min Drive hydraulics: max. 267 l/min
OPERATING PRESSURE	Working hydraulics: up to 350 bar Drive hydraulics: up to 400 bar
LOAD LIMIT CONTROL	Optimized load control; in order to use the best possible operating point of the diesel engine at all times, even under full load
CONTROL SYSTEM	Proportional, precision electrical control of work movements, 2 electrical joysticks for work functions, additional functions via switches and foot pedals
SAFETY	Load-holding valve for stick and compact boom
OPTIONS	Bio-oil filling
	SENNEBOGEN HydroClean micro filter system (3 µm) with water separator
	Ball valves for the hydraulic lines instead of quick change couplings

SLEWING DRIVE	
GEARBOX	Compact planetary gear with bent-axis hydraulic engine, integrated brake valves
PARKING BRAKE	Spring-applied, hydraulically released multi-disc safety brake
SLEWING RING	Internally geared, heavy-duty ball bearing slewing ring, sealed
SLEWING SPEED	0-8 min ⁻¹ , variable
TORQUE	65 kNm

CAB	
CAB TYPE	Rigid 1 m cab elevation
CAB FEATURES	Sliding door incl. sliding window, vibration-damped tinted safety glass side window, skylight, windscreen wiper, sunblind for front and roof windows, integrated microphone for hands-free system, air-suspended comfort seat, automatic climate control with fresh air and recirculated air filter, joystick steering (mobile version), SENcon control, emergency OFF
OPTIONS	Rigid cab elevation 1.5 m
	Hydraulically folding rigid cab elevation
	Parking heater
	Active carbon filter for outside air
	Steering wheel control, height-adjustable
	Active seat climate control
	Bulletproof skylight
	Windscreen wipers for skylights and lower windshield
	SENNEBOGEN Comfort Audiosystem
	Radio with USB port, MP3 and Bluetooth functions
	Cover for cab seat
	Cool box behind the seat (electric)

TECHNICAL DATA, EQUIPMENT

EQUIPMENT



CYLINDERS Hydraulic cylinders with high-quality sealing and guide elements, end position damping, sealed bearing points, pipe fracture safety valves for lift and stick cylinders

STACKING HEIGHT up to 9 m

CENTRAL LUBRICATION Automatic central lubrication system

OPTIONS

- Ball valves in the hydraulic lines
- Load stabilizer to dampen the load / equipment vibrations
- Bar graph pressure display (lift cylinder) in SENCON

UNDERCARRIAGE



MF35 mobile undercarriage without stabilizers, steering axle with automatic pendulum axle, pendulum axle cylinder with pipe fracture safety valve, all-wheel drive powered by an adjustable hydraulic motor with directly mounted, automatically acting brake valve. Planetary axles with integrated steering cylinders. Automatic steering direction. Driving direction can be activated automatically or manually via joystick button - with integrated visual feedback

STEERING All-wheel steering

BRAKES Hydraulic,
Service brake: Multi-disc brake with dual circuit-system

Parking brake: Multi-disc brake

TIRE TYPE 12.00-20, 8-air

SPEED 0 - 20 km/h variable

OPTIONS

- hydraulic and mechanical trailer preparation
- Shunting coupling
- Fenders, galvanized
- Support plate to the front / rear
- Pre-installation for support plate
- Monitoring-system for tire pressure

OPERATING WEIGHT



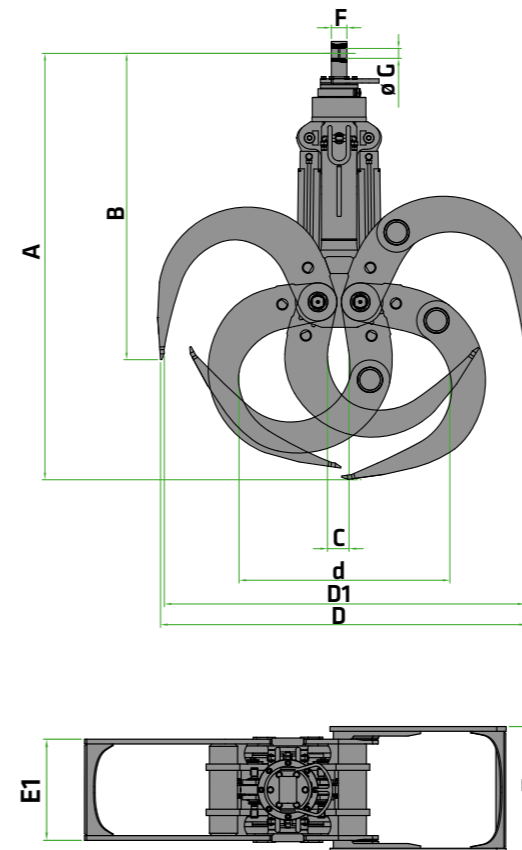
MASS ca. 31.000 kg
Basic model 726 M
including 1,75 m² grab

NOTE Operating weight varies by model and equipment

Subject to technical changes!



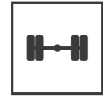
THE RIGHT TIMBER GRAB FOR EVERY REQUIREMENT



TYPE / SIZE	GRAB CAPACITY	WEIGHT ¹⁾	DIMENSIONS (mm)										LOG LENGTH
SGH	m ²	kg	A	B	C	D	D1	d	E	E1	F	G	m
800.30	0,80	1465	2710	2075	100	2320	2195	1360	800	640	110	70	6,0
1000.30	1,00	1540	2815	2040	125	2510	2410	1415	800	640	110	70	5,0
1250.30	1,25	1570	2890	2055	110	2665	2555	1510	800	640	110	70	5,0
1500.30	1,50	1655	3090	2110	115	3050	2940	1625	800	640	110	70	4,0
1000.32	1,00	1820	2950	2170	150	2520	2410	1375	800	640	110	70	6,0
1250.32	1,25	1860	3020	2170	110	2665	2555	1510	800	640	110	70	6,0
1500.32	1,50	1905	3165	2220	120	2980	2850	1630	800	640	110	70	5,0
1750.32	1,75	1975	3315	2245	120	3280	3145	1700	800	640	110	70	5,0

¹⁾ Weight information without grab mounting bracket, stick bolts, hose system.
The weight of the grab mounting bracket is 148 kg.

LOAD RATINGS K11



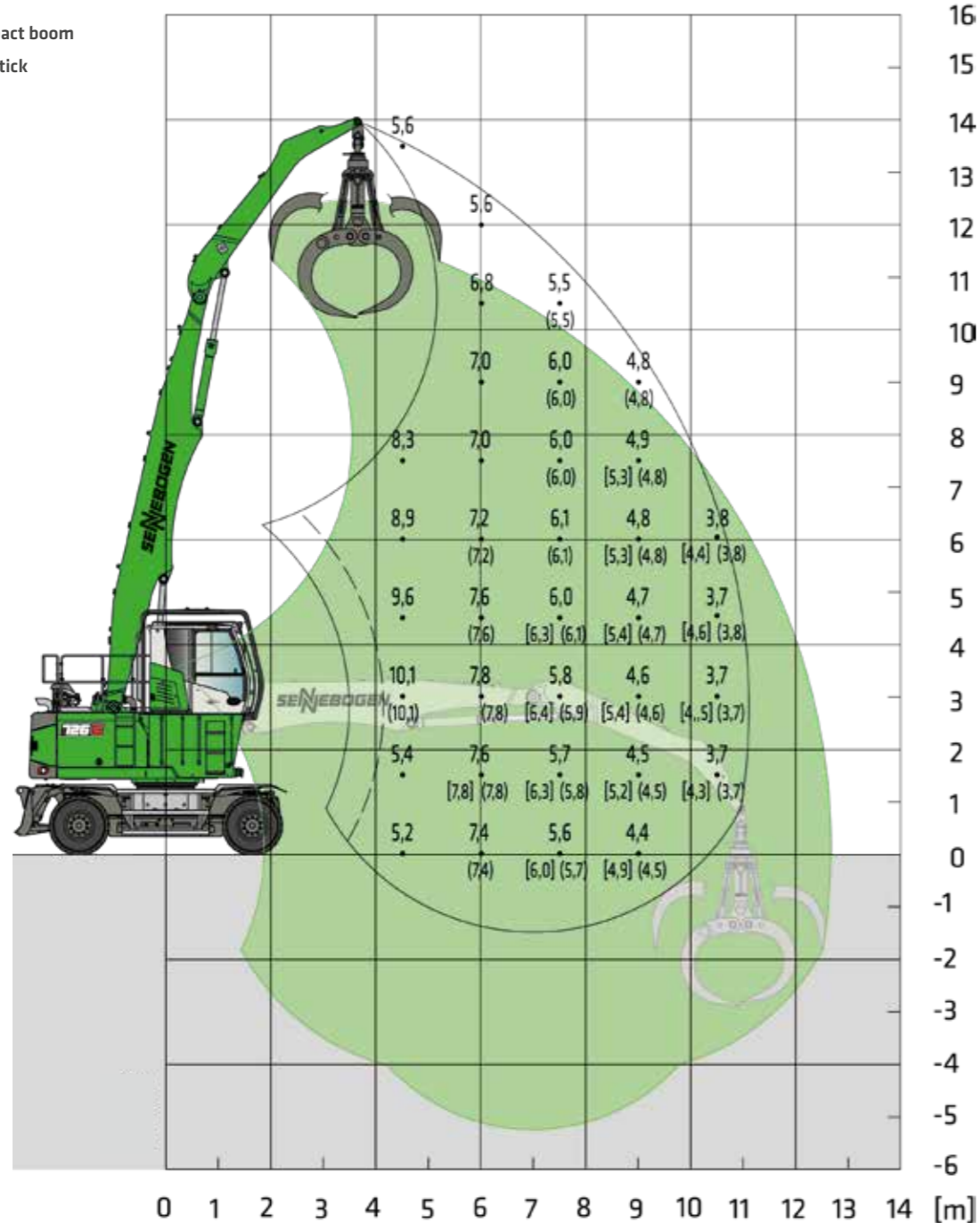
MF35



MAXCAB
1 m rigid elevation



8.0 m compact boom
4.5 m grab stick



Machine shown
in mirror image

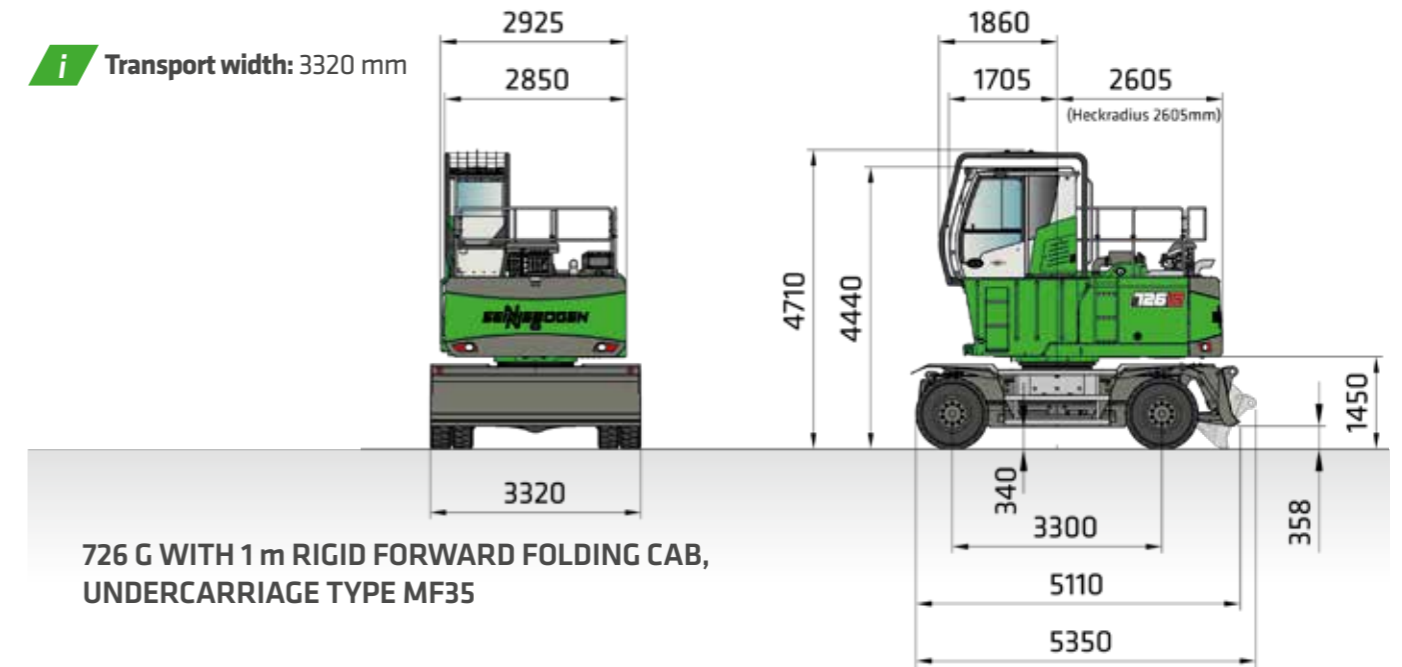
Notes:

All load ratings are given in tons (t) brought to bear at the end of the stick without equipment on stable, firm and level ground. Equipment such as grippers, load hooks, etc. are part of the specified load ratings. The values given are valid for stationary use with a work area of 360°, on wheels, without support and with blocked pendulum axles. The values in brackets [] are valid for stationary use with an uppercarriage as long as the undercarriage, on wheels, without support and with blocked pendulum axles. In line with ISO 10567, they amount to 75 % of the static tipping load or 87 % of the hydraulic lifting force. The values in brackets () are valid for travel drive with an uppercarriage as long as the undercarriage, on wheels, without support, and on wheels with active pendulum axles. In line with DIN EN 474-5, they amount to 60 % of the static tipping load. If the machine is being used in stationary mode for lifting applications, as per DIN EN 4745, it must be fitted with pipe fracture safety devices on the boom lifting cylinders and an overload warning device.

DIMENSIONS



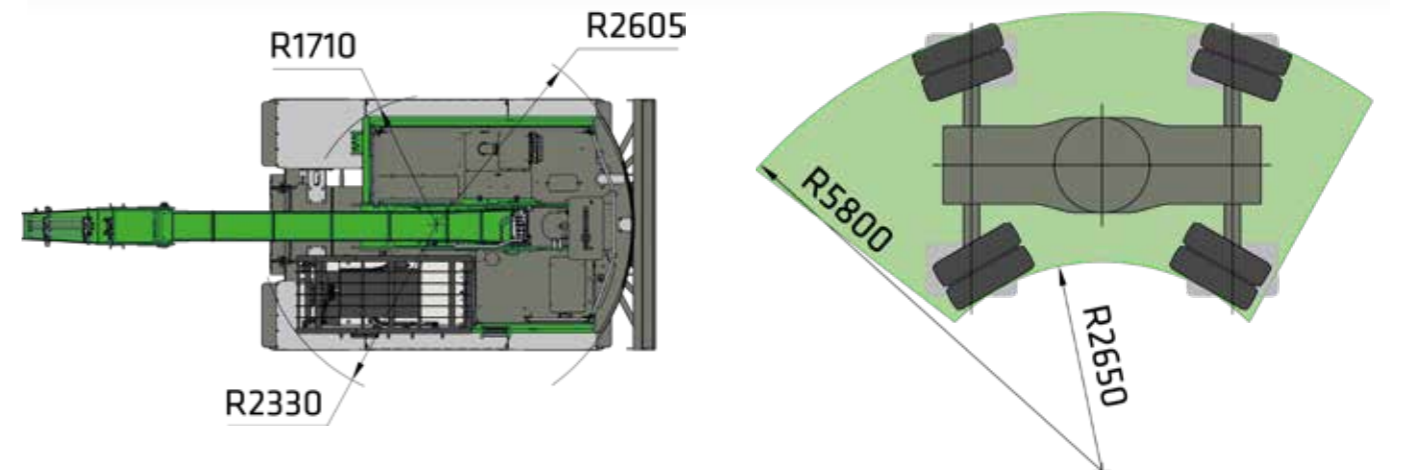
Transport width: 3320 mm



726 G WITH 1 m RIGID FORWARD FOLDING CAB,
UNDERCARRIAGE TYPE MF35



726 G DIMENSIONS FOR TRANSPORT



726 G SWING RADIUS

726 G TURNING RADIUS

Dimensions in [mm]

Subject to technical changes.





SENNEBOGEN ACADEMY

Increase your knowledge because success is based on knowledge. In the SENNEBOGEN Academy we place great importance on ensuring it flows powerfully.

➔ www.sennebogen-academy.com



SERVICE AND MAINTENANCE

Comprehensive customer service. And supply of spare parts. Service is a TOP priority for us.

➔ www.sennebogen.com/kundendienst



SENtrack

Efficient fleet management with SENtrack: Use information that would otherwise stay hidden and increase your efficiency.

➔ www.sennebogen.com/sentrack



RENTAL & USED

Discover the unique range of rental machines available from SENNEBOGEN Rental & Used. Rental machines can be found here:

➔ www.sennebogen-rental-used.com

JOIN OUR OPERATORS' CLUB

The spotlight is on you and your machine! We focus on exclusive information, sharing experiences with other SENNEBOGEN operators as well as fun and enthusiasm.

All benefits here ➔ www.sennebogen.com/operators-club



MOVE BIG THINGS WITH US



over **73**
years of
experience

100%
family company

over **2200**
experienced
specialists worldwide

5
production plants
in Germany

over **180**
sales and service partners
worldwide

27
different material
handlers



Telehandler
4-6 t

Balancer
130-300 t

Material handler
17-420 t

Duty cycle crane
30-300 t

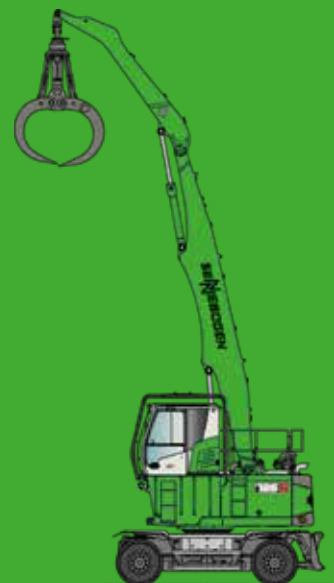
Crawler crane
50-200 t

Telescopic crane
16-200 t

Port crane
300 t

This catalog describes machine models, the scope of equipment of individual models, and configuration options (standard equipment and optional equipment) of the machines delivered by SENNEBOGEN Maschinenfabrik GmbH. Machine illustrations may contain optional and supplementary equipment. Actual equipment may vary depending on the country to which the machines are delivered, especially in regard to standard and optional equipment. All product designations used may be trademarks of SENNEBOGEN Maschinenfabrik GmbH or other supplying companies, and any use by third parties for their own purposes may violate the rights of the owners.

Please contact your local SENNEBOGEN sales partner for information concerning the equipment variants offered. Requested performance characteristics are only binding if they are expressly stipulated upon conclusion of the contract. Delivery options and technical features are subject to change. All information is supplied without liability. Equipment is subject to change, and rights of advancement are reserved. © SENNEBOGEN Maschinenfabrik GmbH, Straubing, Germany. Reproduction in whole or in part only with written consent of SENNEBOGEN Maschinenfabrik GmbH, Straubing, Germany.



SENNEBOGEN
Maschinenfabrik GmbH
Hebbelstrasse 30
94315 Straubing, Germany

➔ www.sennebogen.com

MOVE BIG THINGS

SALES SENNEBOGEN

Green Line Sales

☎ +49 (0) 9421 / 540 - 146

✉ materialhandling@sennebogen.de

SPARE PARTS CENTER

Spare parts orders

✉ spareparts@sennebogen.de

AFTER SALES

Technical support

✉ service@sennebogen.de